



# Facing the Storm

**ALICE Update + 2026  
Policy Agenda**



**UNITED WAY**  
Connecticut  
United Ways

# Thank you for joining us



**Understand ALICE**



**Explain 2026 Policy Agenda**



**Ask questions, share reflections**



**Easy ways to get involved**



# ALICE Data reveals cracks in the foundation of our economy

ASSET LIMITED



ALICE has no safety nets in times of crisis

INCOME CONSTRAINED



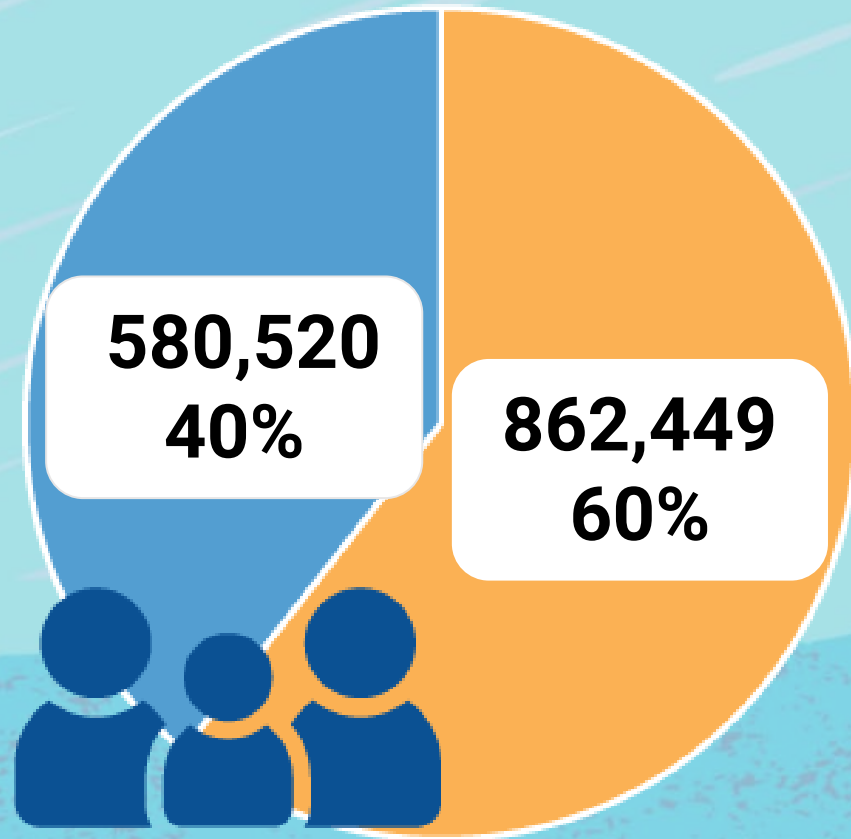
ALICE's income falls short of essentials

EMPLOYED

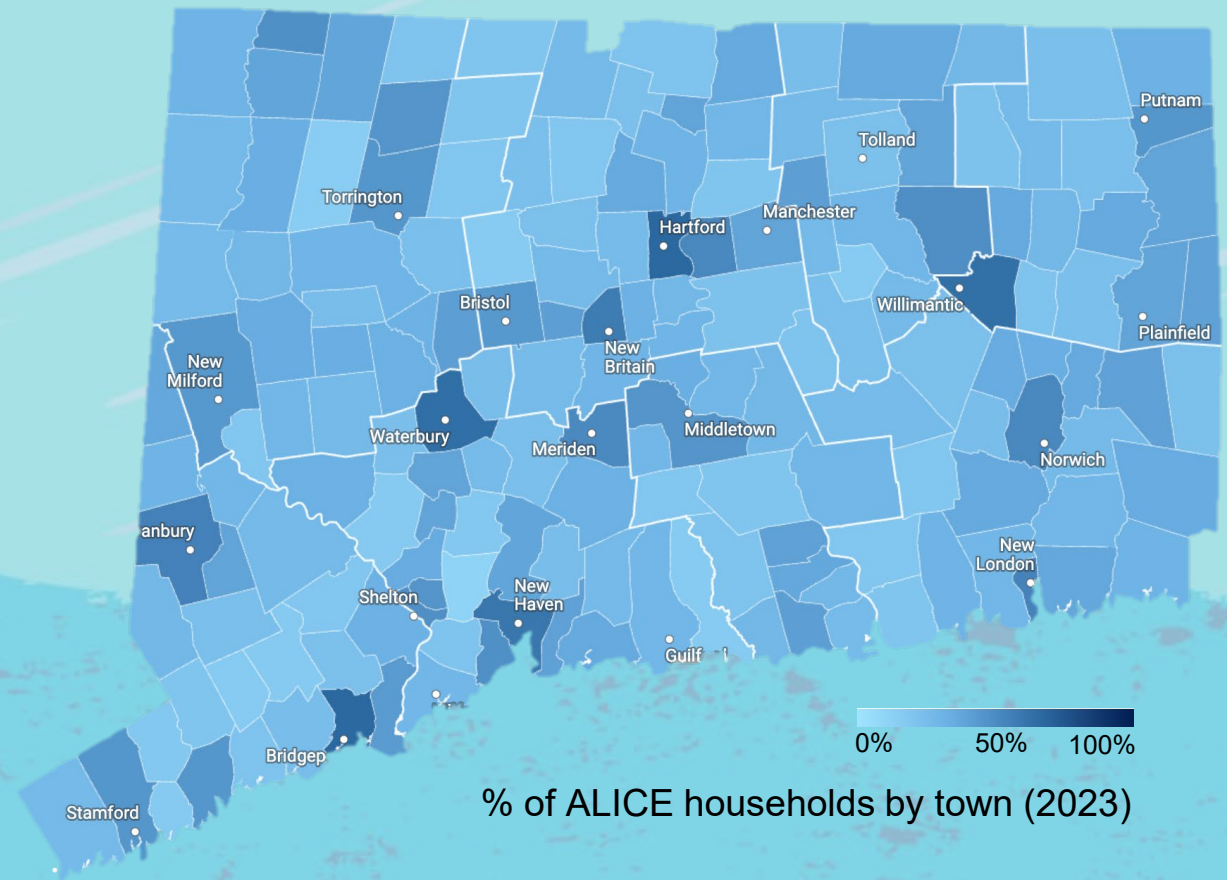


ALICE works, but can't make ends meet

# ALICE families live in every CT zip code



CT households below and above  
the ALICE Threshold (2023)



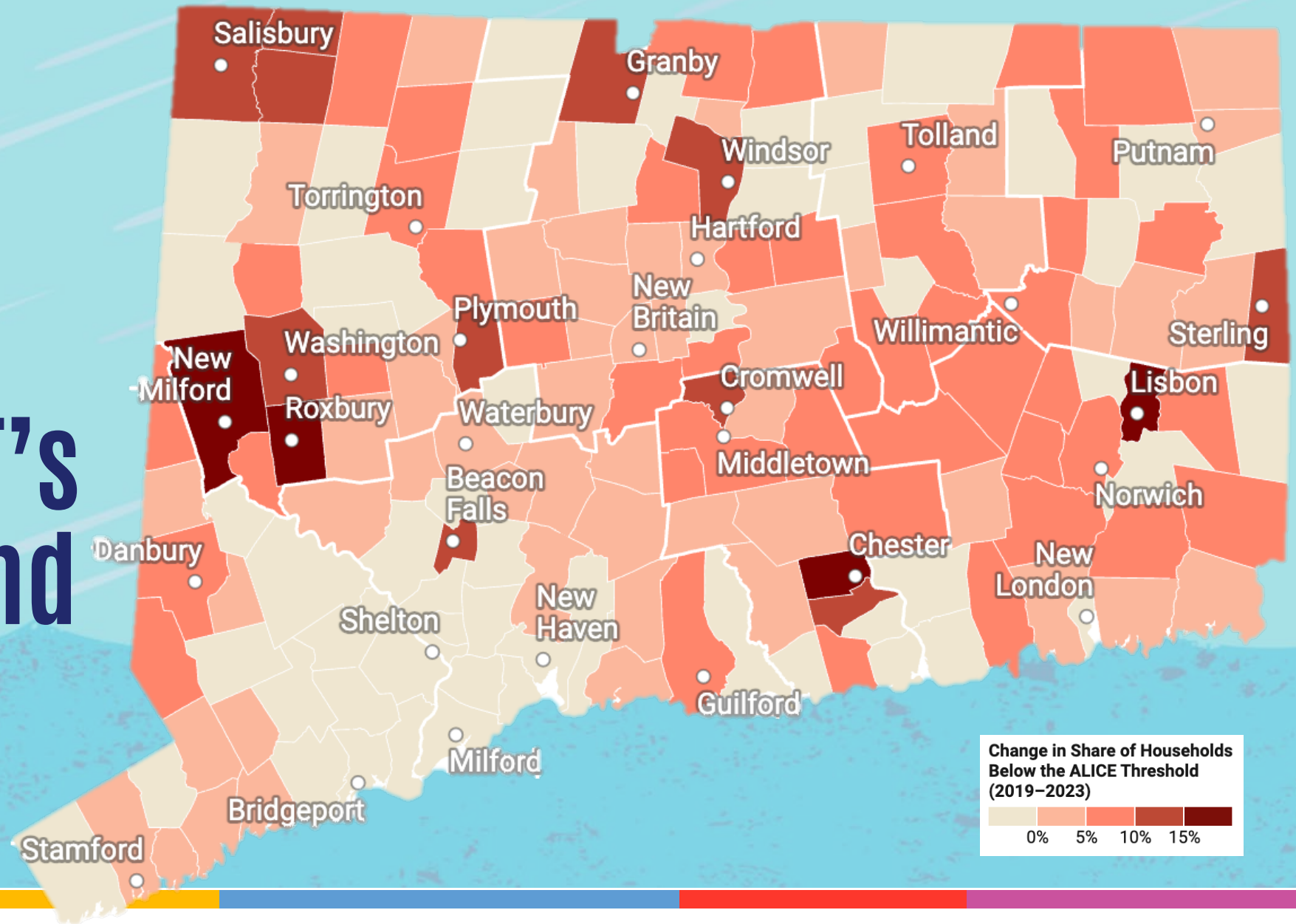


# Financial hardship is surging

## Households Below ALICE Threshold



# Financial hardship is growing fastest in CT's suburban and rural areas





# The Storm is hitting working families first and hardest

**\$400**

Increased cost for baby essentials due to tariffs since March 2025

**\$2,700**

Expected average cost of tariffs per household in 2025

**75%**

Expected increase in ALICE health insurance premiums in 2026

# ALICE Tells the full story of financial hardship

Federal Poverty Level (2025)	Household Size	Statewide ALICE Threshold (2023)
\$8/hr   \$16,000/yr	1 adult	\$19/hr   \$38,000/yr
\$11/hr   \$21,000/yr	1 adult, 1 child	\$35/hr   \$69,000/yr
\$16/hr   \$32,000/yr	2 adults, 2 children	\$58/hr   \$116,000/yr

**55%** of most common jobs in CT pay less than **\$20/hr**  
(2023)




# Based on localized cost estimates

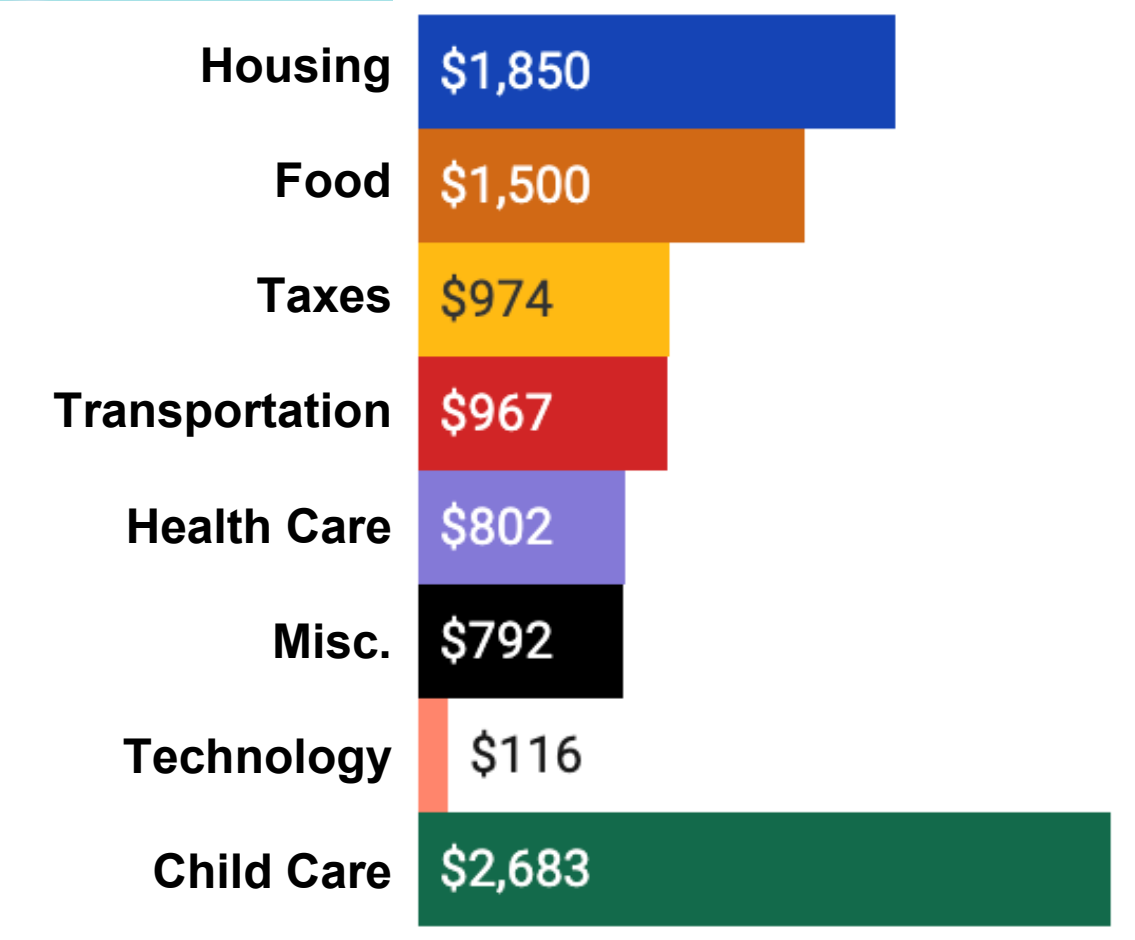
Household Size	CT ALICE Threshold 2022
<i>2 adults, 2 children</i>	<b>\$57/hr</b> <b>\$114,000/yr</b>

Monthly Survival Budget <i>2 adults, 2 children</i>	
Child Care	<b>\$2,329</b>
Taxes	<b>\$1,621</b>
Food	<b>\$1,450</b>
Housing	<b>\$1,154</b>
Transportation	<b>\$1,074</b>
Miscellaneous	<b>\$713</b>
Health Care	<b>\$693</b>
Utilities	<b>\$310</b>
Technology	<b>\$116</b>
<b>\$9,460</b>	

# Based on localized cost estimates




Household Size	Statewide ALICE Threshold (2023)
2 adults, 2 children	\$58/hr   \$116,000/yr

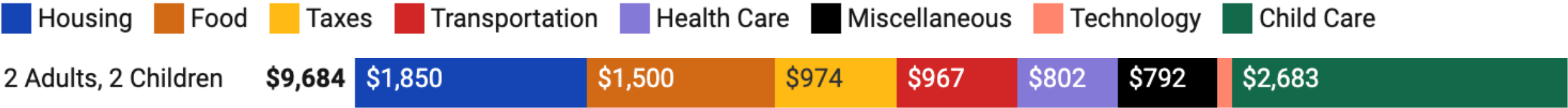




# Based on localized cost estimates



Household Size	Statewide ALICE Threshold (2023)
2 adults, 2 children	\$58/hr, \$116,000/yr




# Sheltered from the Storm










# Together, let's step up for ALICE families





# Basic Needs Assistance



-  **24/7/365** assistance by phone or online – confidential + any language
-  Connecting callers to **40,000** programs + benefits
-  **1.8m** requests/year
-  **300%** increase in requests for help since 2019


211

Connecticut


# Flat funding = less capacity



**State funding for 211's core Information & Referral service has been flat since 2009**



32 Front Line Staff  
(FY2010)



18 Front Line Staff  
(FY2025)



We need staffing adequate to keep up with the demand for help from CT residents



Long wait times deter people from seeking help



# 211

Connecticut

# Quality Matters



*Our highly-trained contact center staff are qualified in suicide assessment, prevention and intervention*

- ✓ **94%** caller satisfaction 😊
- ✓ **988 answers 96% of calls within 5 seconds** – speed of answer is critically important for people in crisis
- ✓ Received the American Association of Suicidology's (AAS) only **2022 Crisis Center Excellence Award** for the nation
- ✓ Connecticut has received inquiries from other states interested our innovative mobile crisis service delivery model.

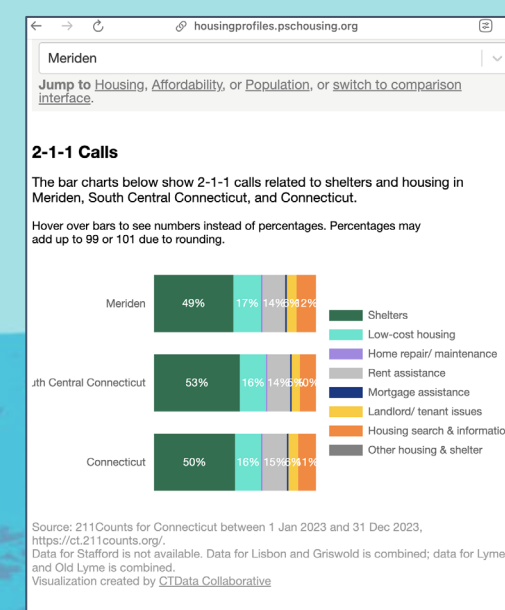
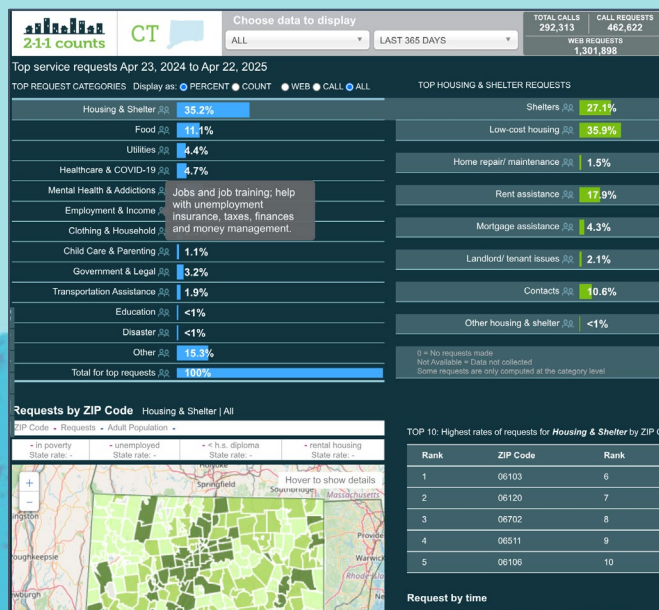
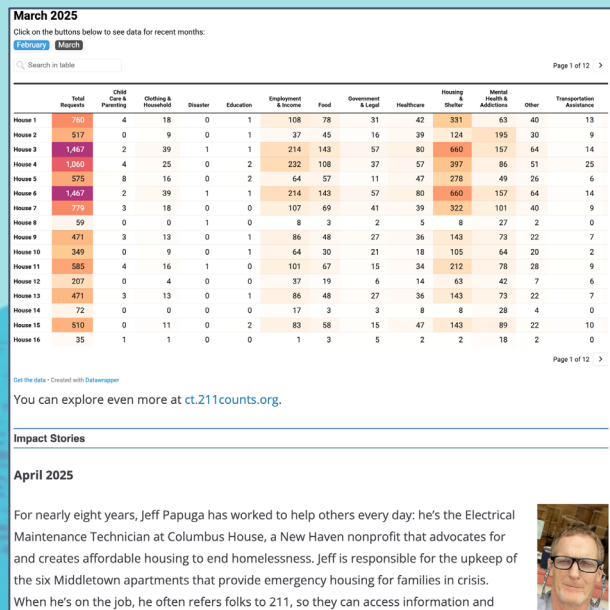




# Real-Time Community Data



- Internal database tracks requests from every call and web hit
- Bookmark [ctunitedway.org/211datapulse](https://ctunitedway.org/211datapulse) and [211Counts.org](https://211Counts.org)





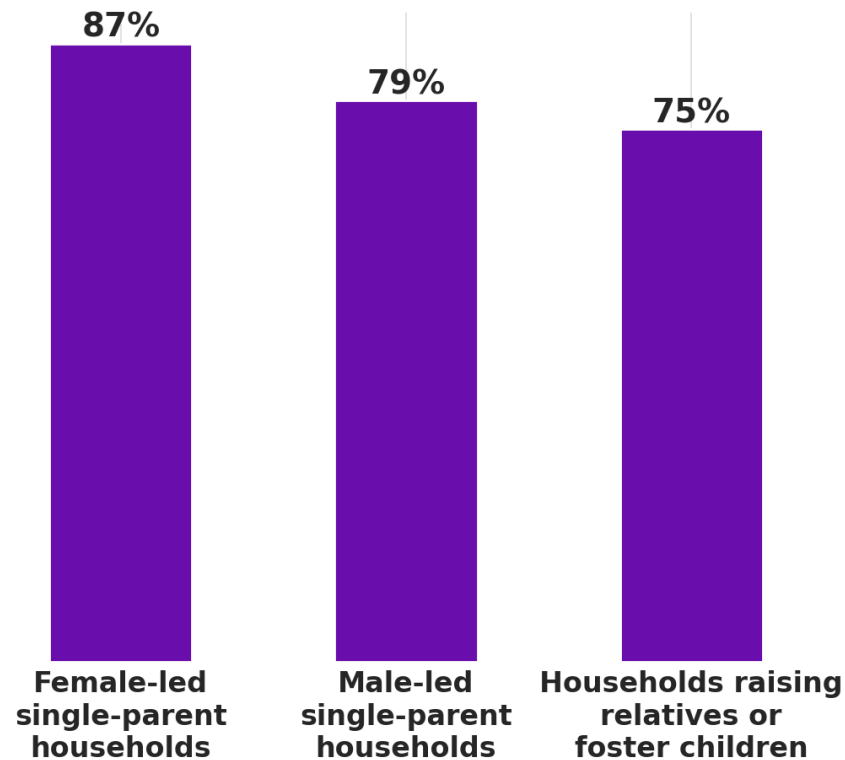
- 
- Map by town + district: [bit.ly/mapctctc](http://bit.ly/mapctctc)



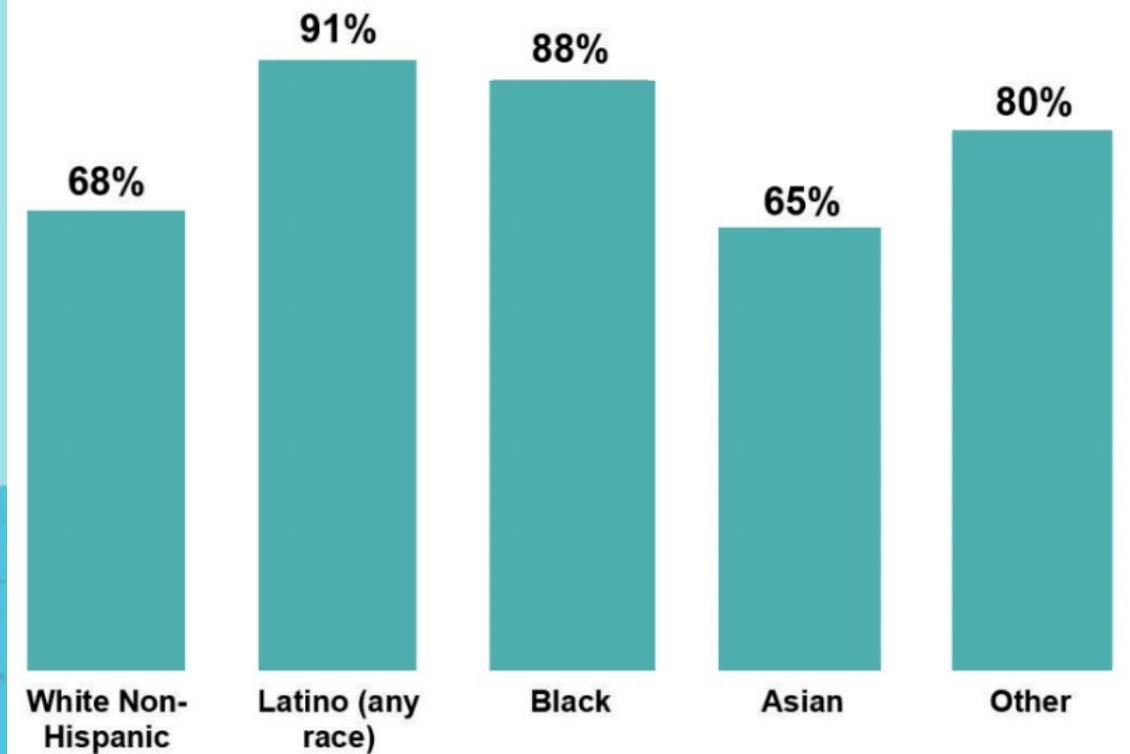
# Proposed CTC Benefits 75% of families



Estimate by **Household Type** (Data Haven)



Estimate by **Race/Ethnicity** (Data Haven)



# Neighboring States Expanding CTCs




	Max Credit per Child		Ages	# of Children	Income Phase-out
	2025	2026			
<b>NY</b>	\$333	\$1,000*	0-17	Unlimited	Single: \$75k; Married: \$110k
<b>ME</b>	\$300	\$600*	0-17	Unlimited	Single: \$200k; Married: \$400k
<b>NJ</b>	\$1,000	\$1,000	0-6	Unlimited	\$30k
<b>MA</b>	\$440	\$440	0-13	Unlimited	None
<b>VT</b>	\$440	\$440	0-6	Unlimited	\$125k

\* Recently expanded



Starting in 2026, CT will provide \$250 to households with children who qualify for the Earned Income Tax Credit

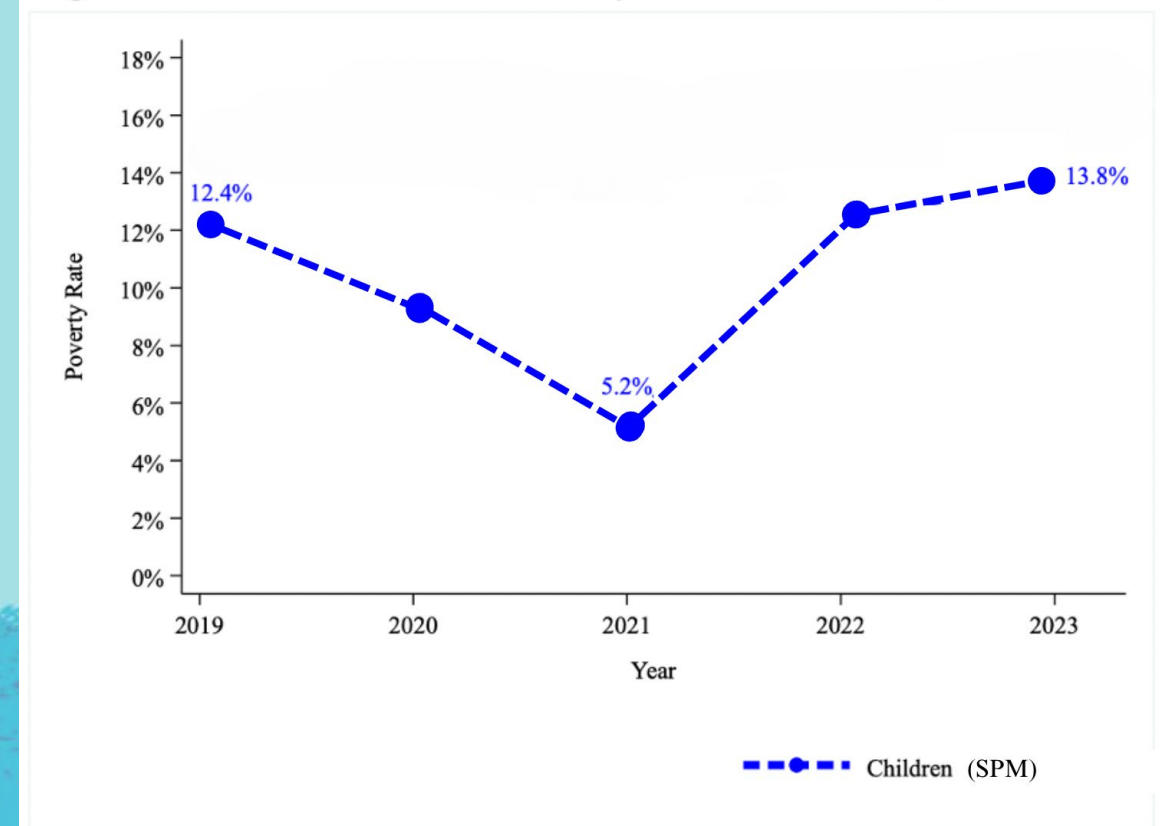


# Effectiveness of CTCs



- ✓ **Longstanding Policy:** Federal CTC was created in 1997
- ✓ **2021 Temporary Federal Expansion:** Child poverty fell by more than 50%
- ✓ **2022 CT Child Tax Refund:** 80% of eligible families applied for the \$250 per child benefit during the 2-month application period
- ✓ **2023:** National child poverty rate exceeds pre-pandemic levels
- ✓ **2026 Federal CTC:** Indexed to inflation, but fewer parents eligible for full amount




**Figure 3. Total and Child Poverty Rate in the U.S., 2019–2023**



Source: CPS ASEC and author's calculations.



# What's on your mind ...



# How can you get involved?

## Join our coalitions

↳ CT Child Tax Credit Coalition + 211 Advocates

## Plan to advocate

↳ Can you contribute 30 minutes a week?



# Stay in touch!



**UNITED WAY**  
Connecticut

**Daniel Fitzmaurice**

Advocacy Director

[Daniel.Fitzmaurice@ctunitedway.org](mailto:Daniel.Fitzmaurice@ctunitedway.org)

**Cheryl Hardgrave**

Advocacy Coordinator

[Cheryl.Hardgrave@ctunitedway.org](mailto:Cheryl.Hardgrave@ctunitedway.org)

